



# Brownie Meeting Guide



## Girl Scout Ways

Girl Scout ways can be done in one meeting or broken up into two. While working on this badge, your troop will try some Girl Scout traditions, learn some Girl Scout history, and have some Girl Scout fun.

### Activity 1 Sing everywhere.

Girl Scout songs can help create memories with your troop that will last a lifetime and your girls will pass these songs down to their children for generations. Learn a few of these traditional Girl Scout songs with your troop. Attached below is the brownie song sheet you can print to give to your troop.

- **Brownie Smile Song** – This cute song has hand movements simple enough for younger girls to learn in one sitting. The hand movements help the girls remember the lyrics.



- **Weave the Magic** – This is also known as the Brownie Clean Up song. A great time to sing this with your troop is as they are cleaning up the meeting space before going home.



- **Make New Friends** – This is a classic closing song for your meetings. Many troops often include Make New Friends as a part of their Girl Scout Friendship Circle. Representing the unbroken chain of friendship among Girl Scouts and Girl Guides around the world, the Friendship



Circle involves Girl Scouts standing in a circle, crossing their right arms over their left, and clasping hands with their friends on both sides. Everyone then makes a silent wish as a friendship squeeze is passed from hand to hand around the circle. Try this with your troop.



For more fun, learn **Make New Friends** in sign language.



Want to sing more? Scan here to download a copy of the 110th anniversary song book from Girl Scout's Nation's Capital.

### Activity 2

#### Celebrate Juliette Gordon Low's Birthday.

In October we celebrate Founder's Day. Our founder was born on October 31st and Girl Scouts often host a troop party to honor Juliette Gordon Low and learn about the history of the Girl Scout movement.

Here are some fun activities for your girls to do for the original Daisy's birthday:

- **The Story of Juliette Low** – An activity to get the girls moving and learn about the beginning of Girl Scouts. (Attached below)
- **Play a game of Flip the Pancake** like Juliette would have done. The rules are simple – see how many times you can flip a pancake in a row without it falling. Each girl would need a small pan or plastic plate and an overly cooked pancake or slice of bread. The girls place the pancake/bread on their pan/plate and on the count of three, gently flip the pancake with a light toss up and try to catch it again in their pan/plate. This was a common game when Juliette was alive.
- Attached is Juliette Gordon Low Bingo to print and play with your troop.

## Activity 3

Share sisterhood.

Save memories of what you do and say by creating a time capsule. A time capsule is a container filled with small but meaningful mementos. Time capsules are keepsakes that remind you of everyday life, especially “little things” that are easily forgotten. Your time capsule can be based on good deeds, thoughts, or the exciting moments you will create this summer.

To create your time capsule, you will need the following materials:

- Recycled jar, oatmeal container, or any box with a lid
- Retrieval Date (a time when the capsule will be open)
- Location (place to store your time capsule)
- Items to decorate your time capsule (Optional)
  
- Items to place inside your time capsule, choose several of the following:
  - Items found on walks: rocks, leaves, flowers (remember to dry and press first)
  - Family photos or a special drawing of your family
  - A letter of promises to yourself
  - Your favorite Girl Scouts SWAP or item
  - A drawing or image of your handprints
  - Other trinkets or items that you want to remember

Once your container is filled, seal it and hide it away for a month, year, or however long you desire but don't forget!

## Activity 4

Leave a place better than you found it.



Girl Scouts always leave a place better than they found it. Start with your meeting place. Work with the girls on making a Kaper Chart. A “kaper chart” is a Girl Scout tradition for dividing up troop responsibilities. A kaper is a job or chore that must be done. A kaper chart indicates all the jobs available and who is responsible for each one. Scan the QR code to download more information about kapers from Girl Scouts South Carolina Mountains to Midlands.

## Activity 5

Enjoy Girl Scout traditions.



Make Situpons. Sit-upons come in all sorts of shapes and sizes. These insulated, usually homemade, often waterproof pads protect girls from the cold and damp while “sitting upon” the ground. They also make good cushions for webbed lawn chairs -- and keep mosquitoes from biting you from underneath!

### Materials Needed:

- **Nylon tote bag (One for each girl)**
- **Solid color duct tape (Lighter colors work best so you can label the bags with girl's names)**
- **Newspaper or poly fiberfill**

1. Stuff your nylon bag with newspaper or fiber fill. You could also use scrap fabric or old clothing.
2. Tape the top of the bag closed so that no stuffing escapes. Girls can also tape the sides of the bag to keep the situpon lying flat. Be sure to leave the handles free so your situpon has a hand carrying strap.
3. Use extra decorative tape or markers to decorate the outside.

# Brownie Song Sheet

---

## Brownie Smile Song

I've got something in my pocket (*point to pocket*)  
It belongs across my face (*point to cheeks*)  
I keep it very close at hand (*pat pocket*)  
in a most convenient place  
I'm sure you couldn't guess it (*wag finger*)  
if you guessed for a long, long while  
So I'll take it out and put it on (*pretend to pull hand from pocket*)  
It's a great big brownie smile (*point to corners of your mouth, smile while you sing*)

## Weave the Magic

*Brownie Tidying-Up Song (to the tune of "London Bridge")*

Weave the magic in and out,  
In and out,  
in and out.  
the magic in and out,  
For we are Brownies.  
We have tidied everything,  
Everything, everything.  
We have tidied everything,  
For we are Brownies.

## Make New Friends

Make new friends, but keep the old.  
One is silver, the other is gold.  
A circle is round, it has no end.  
That's how long, I will be your friend.

## The Story of Juliette Gordon Low

In this activity, the girls will help act out the story of Juliette Gordon Low and how she started Girl Scouts. It can be done as a whole group or in smaller groups based on the size of your event. You will want at least eight girls in the group. You can divide up the roles in a variety of different ways based on what makes the most sense for your event.

Here are the roles:

- **JULIETTE LOW**: Make a muscle and say, “Together we can make a difference!”
- **GEORGIA**: In your best southern accent, say “Hey y’all!”
- **HORSES**: Say “Neigh!”
- **LONDON**: Sing “London Bridge is Falling Down...” (that line only)
- **LORD BADEN POWELL**: In your best English accent say, “How do you do?”
- **GIRLS**: Jump up and down and shout, “We want to have fun too!”
- **GIRL SCOUT** or **GIRL SCOUTS**: Sing “Make new friends” (that line only)

Explain to the girls that as you read the story they should make the motion/action/saying for their part. After you assign the roles, run through them all so girls can practice.

### The Story of Juliette Gordon Low

During the early 1900’s, there lived a woman named **JULIETTE LOW** in Savannah, **GEORGIA** who loved **HORSES** and loved to travel. **JULIETTE LOW** traveled to **LONDON** where she met **LORD BADEN POWELL**, the founder of Boy Scouts. When **JULIETTE LOW** saw what great things **LORD BADEN POWELL** was doing for boys through the Boy Scouts, she decided that she could start an organization like the Boy Scouts for **GIRLS**. Her organization would later become the **GIRL SCOUTS** of the USA. After learning all she could from **LORD BADEN POWELL** in **LONDON**, she returned to Savannah, **GEORGIA**, where she started the **GIRL SCOUTS**. This was an organization where **GIRLS** could learn new skills and become independent during a time in history where **GIRLS** were supposed to be seen and not heard, where women could not vote, where women only wore dresses and stayed home most of the time. **JULIETTE LOW** had **GIRLS** in a kind of trousers called pantaloons doing exciting activities indoors and outdoors! Her first **GIRL SCOUT** troop even rode **HORSES** regular style and not side saddle – which, at the time, was the “proper” way for **GIRLS** to ride a **HORSE**! Aren’t you glad that a strong, independent, kind woman like **JULIETTE LOW**, went to **LONDON**, met **LORD BADEN POWELL** and learned about Boy Scouts, got excited for America’s **GIRLS**, went back to **GEORGIA**, and founded the first **GIRL SCOUT** troop with **HORSE** saddles blazing so we could all be here today!


B I N G

		Free!	
			
			
1912			

B I N G

		1912	
			
			
Free!			















B I N G

			
			
	1912		
			Free!

B I N G

	Free!		1912
			
			
			












B I N G

Free!			
			
			
1912			














B I N G

	1912		
			
			
			Free!

B I N G

			1912
			
			
		Free!	

B I N G

	1912		Free!
			
			
			









B I N G

			
1912			
	Free!		
			








B I N G

			
			
	1912		
		Free!	


B I N G

			Free!
			
			
			1912

B I N G

			
Free!	1912		
			
			

B I N G



B I N G



B I N G



B I N G






B I N G

	Free!		
			
		1912	
			

B I N G

		1912	
			
			Free!
			

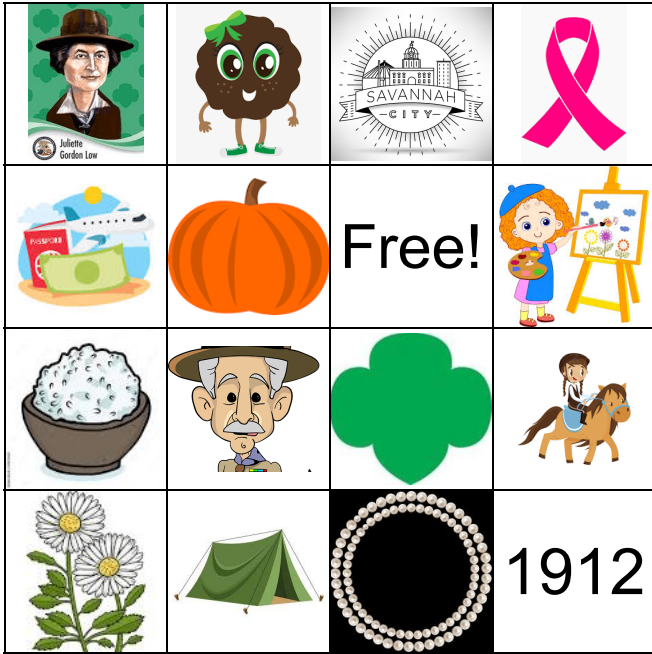
B I N G

		1912	
			
			
			Free!

B I N G

	1912		
			
			Free!
			

B I N G



B I N G



B I N G



B I N G



# Call List

Use this randomly generated list as your call list when playing the game. There is no need to say the BINGO column name. Place some kind of mark (like an X, a checkmark, a dot, tally mark, etc) on each cell as you announce it, to keep track. You can also cut out each item, place them in a bag and pull words from the bag.

1 	2 	3 	4 	5 	6 	7 
8 1912	9 	10 	11 	12 	13 	14 
15 Free!	16 					